

# LISBON OFFICE MARKET

## Monthly Market Indicators

May 2019

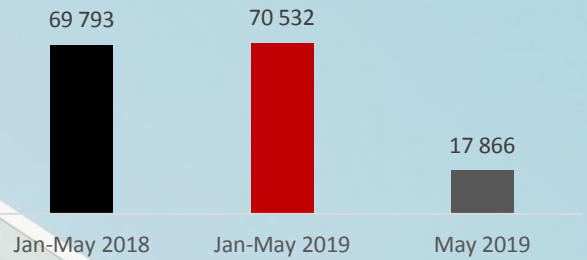
Take-up (sq m): 17 866

Number of Deals: 19

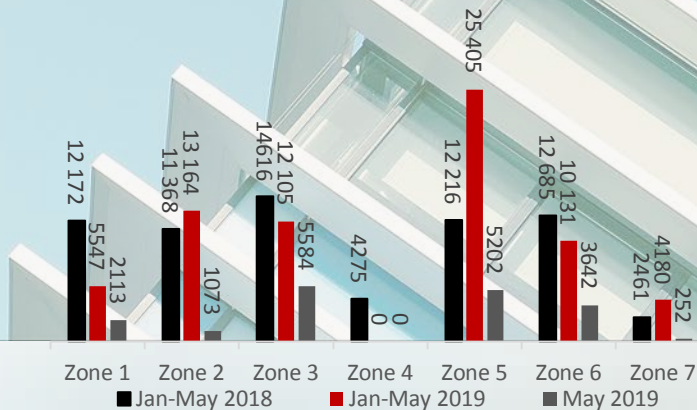
Average GLA (sq m): 1 133

Best Performance (sq m): Zone 3 – 5 584

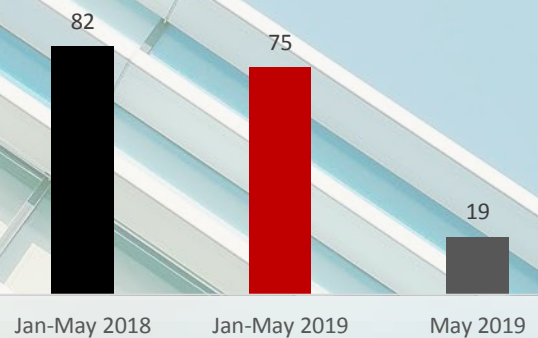
### TAKE-UP (sq m)



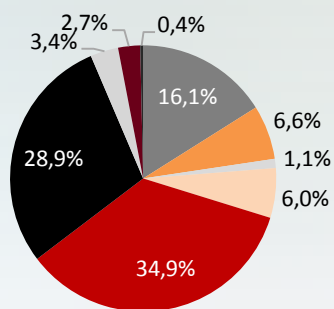
### TAKE-UP BY MARKET ZONE



### DEALS (sq m)

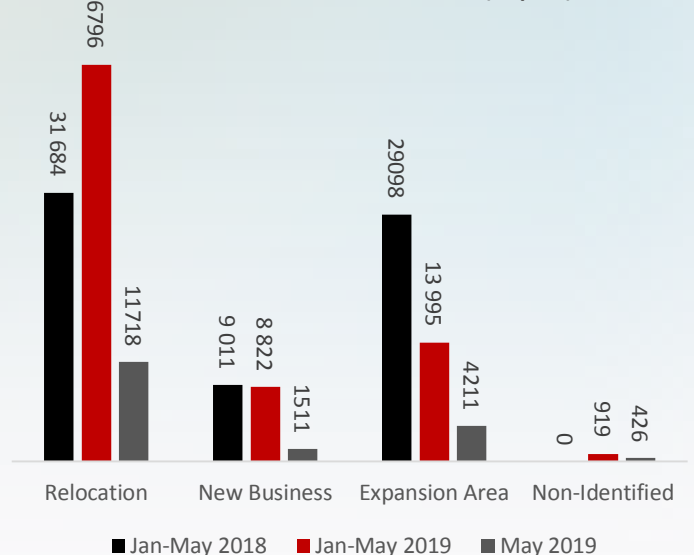


### PERFORMANCE BY BUSINESS SECTOR JAN-MAY 2019



- TMT's & Utilities
- Pharmaceuticals & Wellness
- Financial Services
- Other Services
- Consumer Products
- Construction & Real State
- Consultants & Lawyers
- Non-Financial Services
- Estate, Europe & Associations

### REASONS FOR LETTING (sq m)



Source: LPI/Worx