

LISBON OFFICE MARKET

Monthly Market Indicators

April 2019

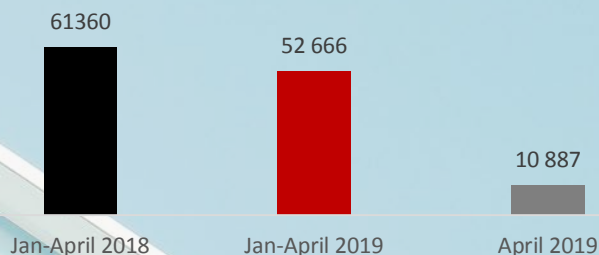
Take-up (sq m): 10 887

Number of Deals: 12

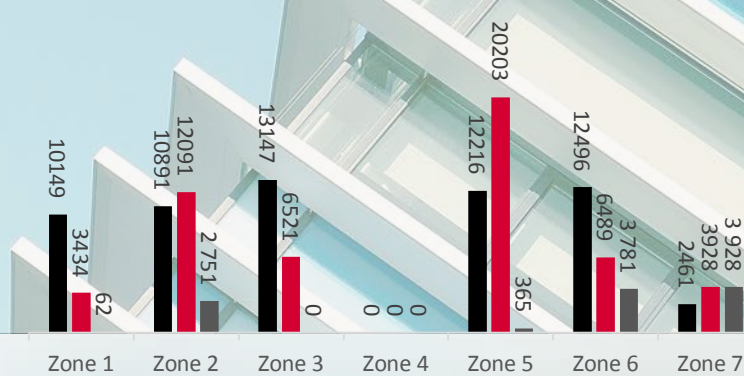
Average GLA (sq m): 907

Best Performance (sq m): Zone 7 – 3 928

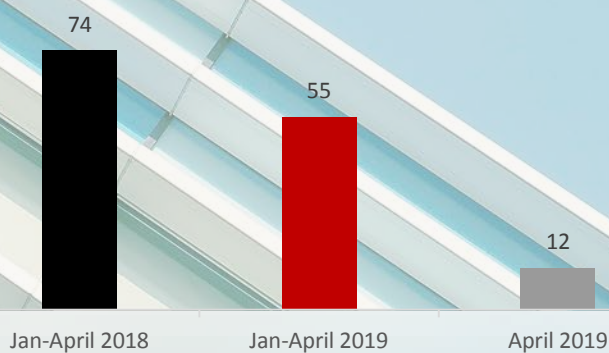
Take-Up (sq m)



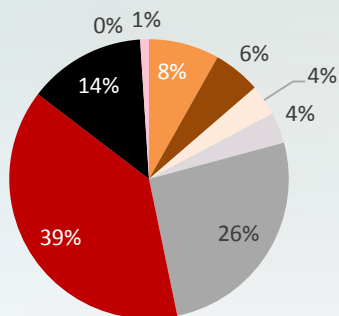
TAKE-UP BY MARKET ZONE



DEALS (sq m)

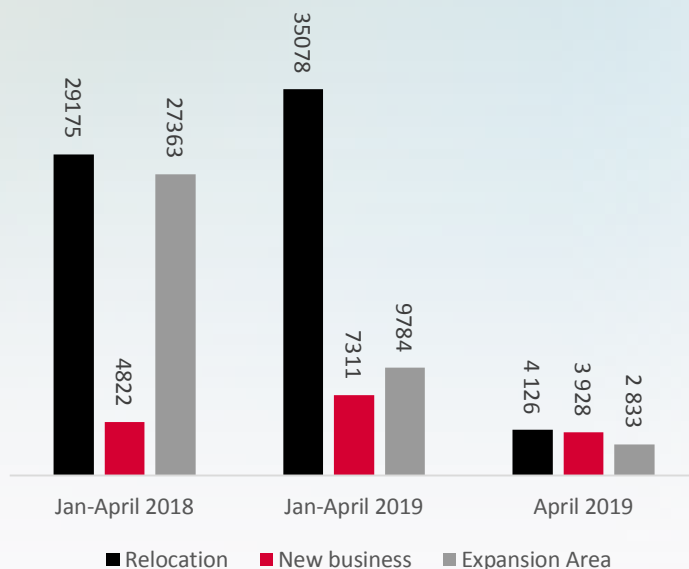


PERFORMANCE BY BUSINESS SECTOR JAN-APRIL 2019



- Construction & Real Estate
- State, Europe and Associations
- Business Services
- TMT's & Utilities
- Pharmaceutical & Health Care
- Consultants & Lawyers
- Other Services
- Financial Services
- Consumption Goods

REASONS FOR LETTING (sq m)



Source: LPI/Worx