

# LISBON OFFICE MARKET

## Monthly Market Indicators

February 2019

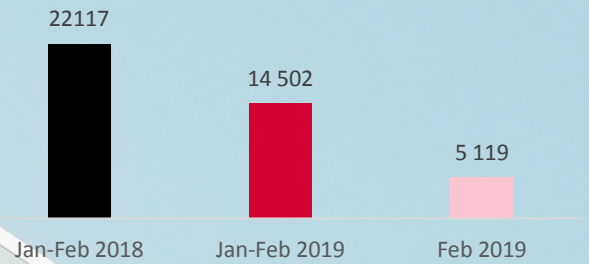
Take-up (sq m): 5 119

Number of Deals: 9

Average GLA (sq m): 569

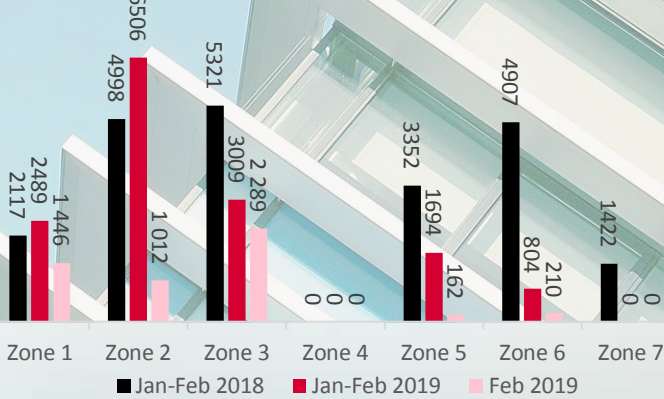
Best Performance (sq m): Zone 3 (2 289)

### TAKE-UP (sq m)



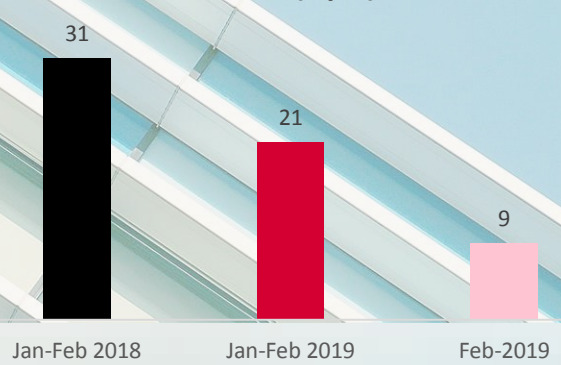
Source: LPI/Worx

### TAKE-UP BY MARKET ZONE



Source: LPI/Worx

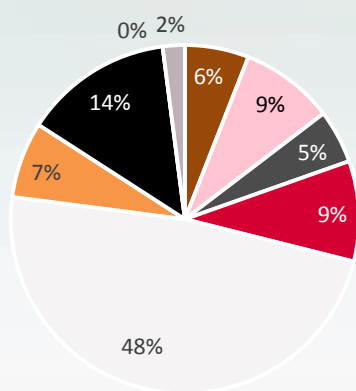
### DEALS (sq m)



Source: LPI/Worx

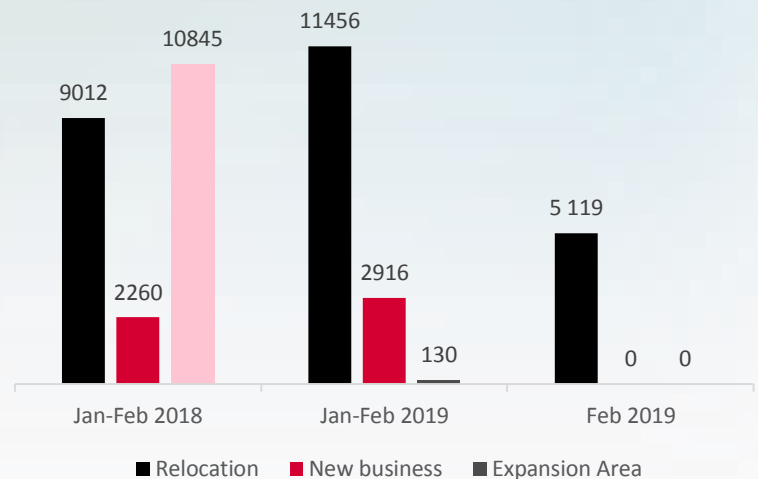
### PERFORMANCE BY BUSINESS SECTOR JAN-FEB 2019

- Construction & Real Estate
- Consultants & Lawyers
- State, Europe and Associations
- Other Services
- Business Services
- Financial Services
- TMT's & Utilities
- Consumption Goods
- Pharmaceutical & Health Care



Source: LPI/Worx

### REASONS FOR LETTING (sq m)



Source: LPI/Worx