

LISBON OFFICE MARKET

Monthly Market Indicators

December 2018

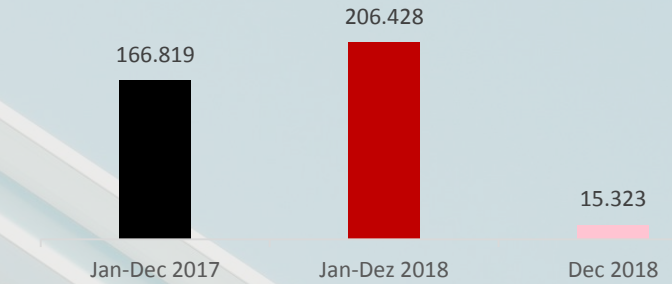
Take-up (sq m): 15 323

Number of Deals: 25

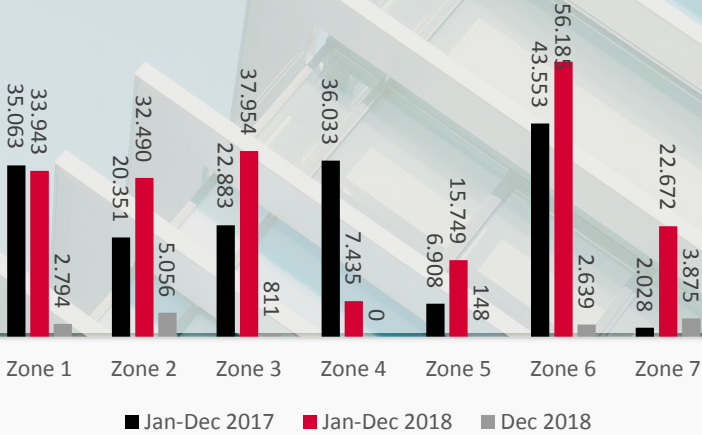
Average GLA (sq m): 613

Best Performance (sq m): Zone 2 (5 056)

TAKE-UP (sq m)

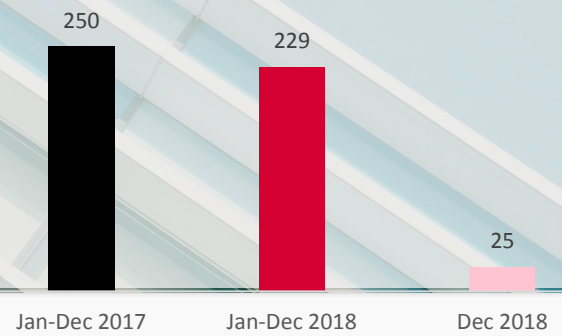


TAKE-UP BY MARKET ZONE (sq m)



Source: LPI/Worx

DEALS (sq m)



Source: LPI/Worx

PERFORMANCE BY BUSINESS SECTOR

Construction & Real Estate

JAN-DEC 2018

Consultants & Lawyers

State, Europe and Associations

Other Services

Business Services

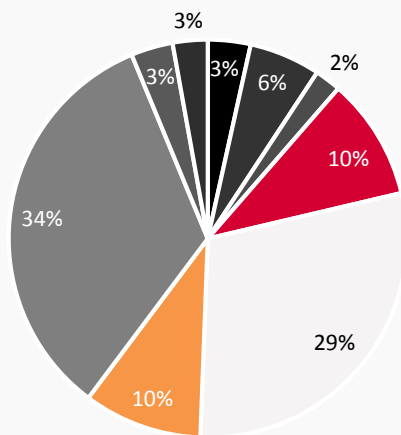
Financial Services

TMT's & Utilities

Consumption Goods

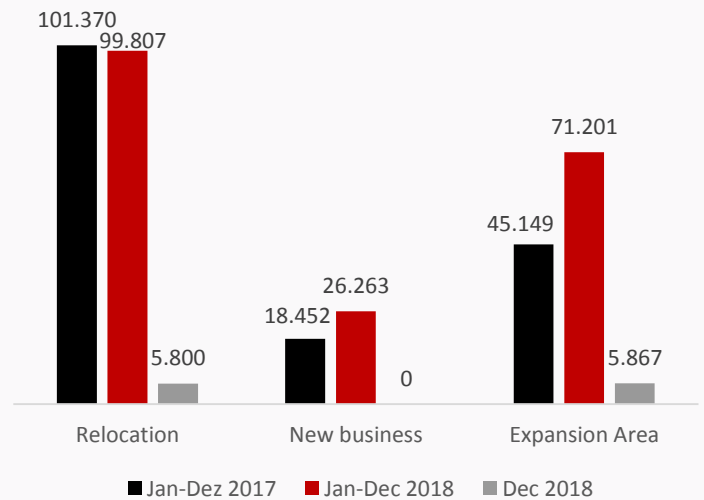
Pharmaceutical & Health Care

Source: LPI/Worx



Source: LPI/Worx

REASONS FOR LETTING (sq m)



Source: LPI/Worx