

# LISBON OFFICE MARKET

## Monthly Market Indicators

November 2018

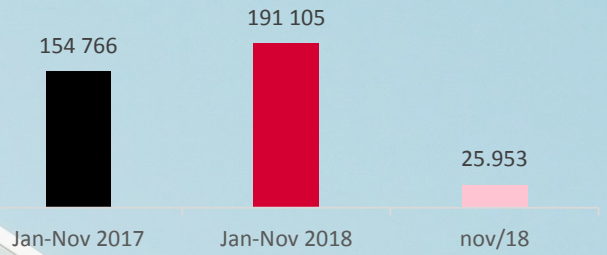
Take-up (sq m): 25.953

Number of Deals: 15

Average GLA (sq m): 1.730

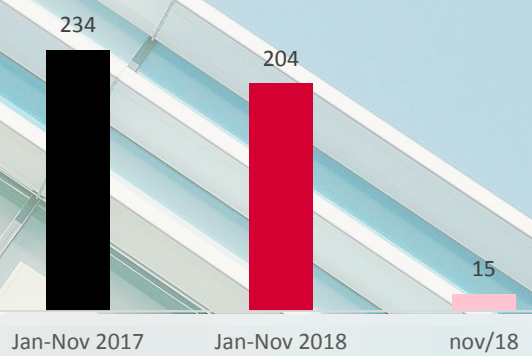
Best Performance (sq m): Zone 6 (9 328)

### TAKE-UP (sq m)



Source: LPI/Worx

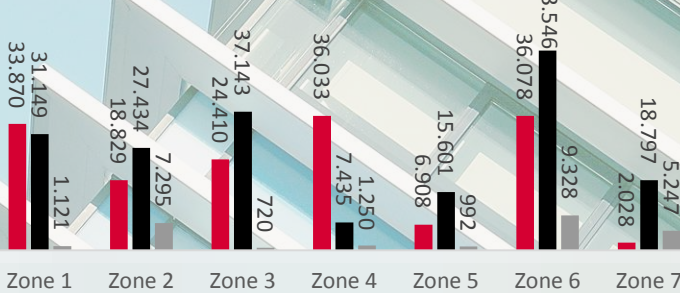
### DEALS (sq m)



Source: LPI/Worx

### TAKE-UP BY MARKET ZONE (sq m)

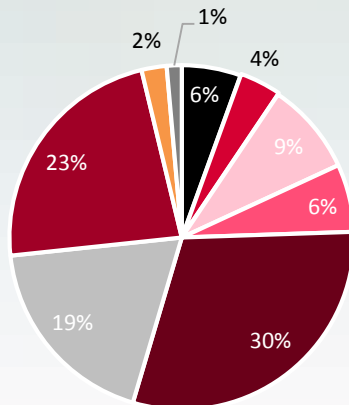
■ Jan-Nov 2017 ■ Jan-Nov 2018 ■ nov/18



Source: LPI/Worx

### PERFORMANCE BY BUSINESS SECTOR JAN-NOV 2018

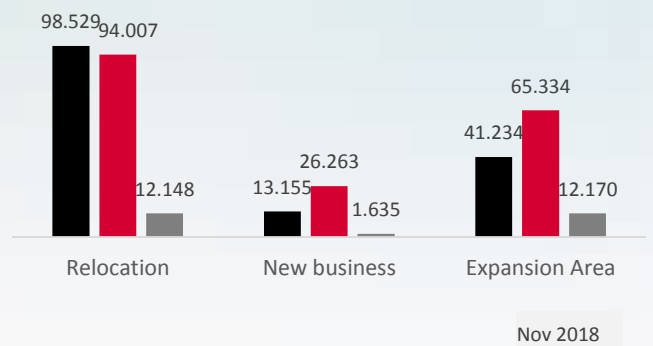
- Construction & Real Estate
- Consultants & Lawyers
- State, Erope and Associations
- Other Services
- Business Services
- Financial Services
- TMT's & Utilities
- Consumption Goods
- Pharmaceutical & Health Care



Source: LPI/Worx

### REASONS FOR LETTING (sq m)

■ Jan-Nov 2017 ■ Jan-Nov 2018 ■ nov/18



Nov 2018

Source: LPI/Worx